



Winton Motor Raceway

Round 2 : March 12 - 14



AUSTRALIAN SUPERSPORT 300 CHAMPIONSHIP

Race 1

Date: 13/03/21
 Event: R02
 Weather: Cloudy - Temp: 31.5C
 Track: Dry - Temp: 33.2C

Started at: 15:40:30
 Laps: 9
 Starters: 30
 Printed at: 7:58

PROVISIONAL CLASSIFICATION

Pos	No	Name	Machine	Laps	Race Time	Behind Leader	Behind Prev	Fastest Lap	On Lap	Top Speed
1	50	Carter THOMPSON (NSW) / MotoStars / RS+C / Doctor Mak / Yamaha / YRD / Motul / Pirelli	Yamaha YZF-R3	9	13:47.037			1:30.879	9	163
2	72	Benjamin BAKER (NSW) / YRD / YMI / Shoei / Alpinestar / West Sliders / SCK / Utech Design	Yamaha YZF-R3	9	13:48.434	1.397	1.397	1:31.220	6	163
3	59	Tom DRANE (NSW) / Construction Supply Specialists / IC Cons / MD Steel	Yamaha YZF-R3	9	13:48.509	1.472	.075	1:31.092	7	162
4	121	Reece OUGHTRED (VIC) / ProGP Racing / Dynoverks / Flux Fitness / Moto Go / TT Motorcycles / JAG / Sign Pro	Yamaha YZF-R3	9	13:52.950	5.913	4.441	1:31.552	9	160
5	11	Brandon DEMMERY (NSW) / Mini Rev Heads / YRD / 2 Thugs Customs / RWW / Kenma	Yamaha YZF-R3	9	13:52.994	5.957	.044	1:31.527	6	161
6	99	Jacob HATCH (NSW)	Yamaha YZF-R3	9	13:58.860	11.823	5.866	1:31.829	2	156
7	78	Caleb GILMORE (MWT) / Metcher Motorsport / Siemec / Fusport / Yamaha / YRD / YamaLube	Yamaha YZF-R3	9	14:02.359	15.322	3.499	1:32.065	7	162
8	88	Joseph MARINIELLO (VIC) / Traction Control M-sport / In House Innovations / Earmold Aus / Goodlife Health	Kawasaki Ninja	9	14:02.460	15.423	.101	1:32.162	7	163
9	22	Zackary JOHNSON (VIC)	Kawasaki Ninja	9	14:02.695	15.658	.235	1:32.508	4	159
10	47	Zylas BUNTING (NSW) / PROWORX / Blayney M-c / Well Sprung M-c Suspension / Penrite Oil	Kawasaki Ninja	9	14:02.976	15.939	.281	1:32.144	4	161
11	16	James JACOBS (NSW) / X-Lite / Nedlands Studio / Bridgestone / Lucas Oils / EK Chains / Mototrack	Kawasaki Ninja	9	14:07.085	20.048	4.109	1:32.742	5	165
12	3	Cameron DUNKER (NSW) / MotoStars / RS+C / Doctor Mak / Yamaha / YRD / Motul / Pirelli	Yamaha YZF-R3	9	14:08.257	21.220	1.172	1:33.025	7	162
13	95	Matthew RINDEL (VIC) / Gears Racing / Mick Hone M-cycles / Woodcraft / Top Hat Barber Shop / AMX	Yamaha YZF-R3	9	14:08.606	21.569	.349	1:32.245	7	165
14	49	Jake FARNSWORTH (NSW) / Full Noise Racing / Worth Race Developments / Freestyle Tattoo Studio	Kawasaki Ninja	9	14:17.563	30.526	8.957	1:33.751	9	162
15	63	Clay CLEGG (NSW) / Williamson Bros / Akubra / Mavin Truck Centre / Central West Electrical	Yamaha YZF-R3	9	14:18.327	31.290	.764	1:33.718	6	162
16	110	Zakary PETTENDY (NSW) / bikesales.com.au	Yamaha YZF-R3	9	14:19.026	31.989	.699	1:33.463	5	158
17	97	Peter NERLICH (VIC) / PROWORX / Blayney M-c / Well Sprung M-c Suspension / Penrite Oil	Kawasaki Ninja	9	14:19.513	32.476	.487	1:33.746	5	161
18	7	Zane KINNA (VIC) / MotoGC Yamaha / Dynoverks	Yamaha YZF-R3	9	14:19.526	32.489	.013	1:33.644	6	161
19	355	Laura BROWN (NSW) / Bikebiz / TheBareBird / S hark Helmets / IXON / Falco Motorcycle Boots	Yamaha YZF-R3	9	14:19.667	32.630	.141	1:33.482	6	163
20	12	Henry SNELL (QLD)	Yamaha YZF-R3	9	14:19.818	32.781	.151	1:33.876	8	161
21	39	Glenn NELSON (QLD) / Buddys Pest Control / Dynoverks / XXX Suspension	Yamaha YZF-R3	9	14:21.212	34.175	1.394	1:34.412	6	160
22	25	Brodie GAWITH (VIC)	Yamaha YZF-R3	9	14:21.370	34.333	.158	1:33.536	7	159
23	35	Varis FLEMING (VIC)	Yamaha YZF-R3	9	14:28.879	41.842	7.509	1:34.377	3	164
24	20	Jonathan NAHLOUS (NSW) / Complete AV	Kawasaki Ninja	9	14:34.665	47.628	5.786	1:34.955	8	160

Scott Lang
 Chief Timekeeper - Scott Lang

Tom Williams
 Race Director - Tom Williams

Paul Hinds
 Clerk of Course - Paul Hinds





Winton Motor Raceway

Round 2 : March 12 - 14



ASBK.COM.AU f t i y

AUSTRALIAN SUPERSPORT 300 CHAMPIONSHIP

Race 1

Date: 13/03/21
 Event: R02
 Weather: Cloudy - Temp: 31.5C
 Track: Dry - Temp: 33.2C

Started at: 15:40:30
 Laps: 9
 Starters: 30
 Printed at: 7:58

PROVISIONAL CLASSIFICATION

Pos	No	Name	Machine	Laps	Race Time	Behind Leader	Behind Prev	Fastest Lap	On Lap	Top Speed
25	17	Oliver SHORT (VIC) / MotoHeaven / James OHagen Photography / Marlo Hotel / Eastern Signs	Kawasaki Ninja	9	14:42.533	55.496	7.868	1:36.131	6	157
26	51	Samuel PEZZETTA (SA) / Donna Hoeymakers / Unitech Racing / Remo Contractors / SA Profiling	Yamaha YZF-R3	9	14:47.939	1:00.902	5.406	1:36.596	6	156
27	34	Benjamin ANGELIDIS (ACT) / Full Noise Racing / Freestyle Tattoo Studio / Worth Race Developments	Kawasaki Ninja	9	15:03.030	1:15.993	15.091	1:37.840	7	151
28	56	Jesse WOODS (TAS) / Badger Racing / Tyga Performance / Rodney Creed Chartered Accountant	Kawasaki Ninja	9	15:03.425	1:16.388	.395	1:38.888	7	159
DNF	91	Taiyo AKSU (QLD) / OP Racing / MMM Motorcycles	Yamaha YZF-R3	2	3:19.053	6 Laps		1:35.015	2	162
DNF	58	Lucas QUINN (QLD)	Yamaha YZF-R3	0		8 Laps				91

Fastest Lap was 1:30.879 by Carter THOMPSON (NSW)

New race lap record for SS300 class - Previous: 1:31.325 by Brandon DEMMERY (NSW) on a Yamaha R3 321 set on 08/09/19

The results are provisional until the end of the time limit for protests and appeals.

Scott Laing
 Chief Timekeeper - Scott Laing

Tom Williams
 Race Director - Tom Williams

Paul Hinds
 Clerk of Course - Paul Hinds



www.computime.com.au
 COMPUTIME RACE TIMING SYSTEMS PTY LTD





Winton Motor Raceway

Round 2 : March 12 - 14



AUSTRALIAN SUPERSPORT 300 CHAMPIONSHIP

Race 1

Date: 13/03/21
 Event: R02
 Weather: Cloudy - Temp: 31.5C
 Track: Dry - Temp: 33.2C

Started at: 15:40:30
 Laps: 9
 Starters: 30
 Printed at: 7:58


PROVISIONAL LAP TIMES

No	Name	Lap 1	Lap 2	Lap 3	Lap 4	Lap 5	Lap 6	Lap 7	Lap 8	Lap 9
3	Cameron DUNKER (NSW)	1:39.899	1:34.022	1:34.564	1:33.326	1:33.143	1:33.495	1:33.025	1:33.145	1:33.638
7	Zane KINNA (VIC)	1:43.925	1:34.936	1:34.252	1:35.406	1:33.861	1:33.644	1:34.582	1:34.148	1:34.772
11	Brandon DEMMERY (NSW)	1:37.681	1:32.170	1:31.672	1:31.890	1:31.983	1:31.527	1:31.932	1:32.180	1:31.959
12	Henry SNELL (QLD)	1:44.585	1:35.295	1:34.219	1:34.829	1:34.115	1:34.665	1:34.212	1:33.876	1:34.022
16	James JACOBS (NSW)	1:40.885	1:33.353	1:33.976	1:33.016	1:32.742	1:33.399	1:33.117	1:33.246	1:33.351
17	Oliver SHORT (VIC)	1:48.431	1:36.661	1:37.236	1:36.892	1:37.166	1:36.131	1:36.478	1:36.584	1:36.954
20	Jonathan NAHLOUS (NSW)	1:45.941	1:35.294	1:42.060	1:35.422	1:35.070	1:35.467	1:35.003	1:34.955	1:35.453
22	Zackary JOHNSON (VIC)	1:38.782	1:33.092	1:33.357	1:32.508	1:33.205	1:32.770	1:32.607	1:33.000	1:33.374
25	Brodie GAWITH (VIC)	1:44.924	1:35.320	1:35.003	1:34.607	1:34.404	1:34.353	1:33.536	1:34.423	1:34.800
34	Benjamin ANGELIDIS (ACT)	1:50.131	1:39.953	1:39.826	1:39.407	1:38.781	1:38.664	1:37.840	1:39.025	1:39.403
35	Varis FLEMING (VIC)	1:45.132	1:35.167	1:34.377	1:34.612	1:34.409	1:35.121	1:35.644	1:36.020	1:38.397
39	Glenn NELSON (QLD)	1:42.793	1:34.768	1:35.422	1:35.050	1:34.522	1:34.412	1:34.689	1:34.714	1:34.842
47	Zylas BUNTING (NSW)	1:39.797	1:34.232	1:32.711	1:32.144	1:33.326	1:32.600	1:32.254	1:32.716	1:33.196
49	Jake FARNSWORTH (NSW)	1:43.348	1:35.406	1:33.788	1:34.201	1:34.028	1:34.205	1:34.677	1:34.159	1:33.751
50	Carter THOMPSON (NSW)	1:37.020	1:31.713	1:31.500	1:31.230	1:31.290	1:31.203	1:30.884	1:31.318	1:30.879
51	Samuel PEZZETTA (SA)	1:48.427	1:37.711	1:37.042	1:36.752	1:37.107	1:36.596	1:37.202	1:37.748	1:39.354
56	Jesse WOODS (TAS)	1:48.273	1:39.406	1:39.047	1:39.583	1:39.007	1:39.352	1:38.888	1:39.576	1:40.293
59	Tom DRANE (NSW)	1:36.300	1:32.367	1:32.014	1:31.709	1:31.171	1:31.234	1:31.092	1:31.442	1:31.180
63	Clay CLEGG (NSW)	1:43.192	1:34.470	1:34.801	1:34.919	1:34.078	1:33.718	1:34.828	1:33.776	1:34.545
72	Benjamin BAKER (NSW)	1:36.376	1:31.947	1:32.002	1:31.591	1:31.348	1:31.220	1:31.250	1:31.232	1:31.468
78	Caleb GILMORE (MWT)	1:39.093	1:32.625	1:33.802	1:33.055	1:33.366	1:32.690	1:32.065	1:32.841	1:32.822
88	Joseph MARINIELLO (VIC)	1:39.171	1:33.128	1:33.275	1:33.027	1:33.042	1:32.562	1:32.162	1:32.553	1:33.540
91	Taiyo AKSU (QLD)	1:44.038	1:35.015							
95	Matthew RINDEL (VIC)	1:40.010	1:34.007	1:34.532	1:33.410	1:33.405	1:33.045	1:32.245	1:33.834	1:34.118
97	Peter NERLICH (VIC)	1:42.810	1:35.447	1:35.128	1:34.249	1:33.746	1:34.078	1:34.809	1:34.861	1:34.385
99	Jacob HATCH (NSW)	1:38.445	1:31.829	1:31.857	1:32.568	1:32.661	1:32.649	1:32.736	1:32.584	1:33.531
110	Zakary PETTENDY (NSW)	1:42.689	1:34.880	1:34.902	1:34.851	1:33.463	1:34.135	1:34.920	1:34.656	1:34.530
121	Reece OUGHTRED (VIC)	1:37.275	1:32.221	1:31.863	1:31.702	1:32.501	1:32.066	1:32.019	1:31.751	1:31.552
355	Laura BROWN (NSW)	1:44.476	1:34.688	1:34.499	1:34.798	1:34.251	1:33.482	1:34.475	1:34.901	1:34.097

The results are provisional until the end of the time limit for protests and appeals.


 Chief Timekeeper - Scott Lang


 Race Director - Tom Williams


 Clerk of Course - Paul Hinds



www.computime.com.au
 COMPUTIME RACE TIMING SYSTEMS PTY LTD





Winton Motor Raceway

Round 2 : March 12 - 14



AUSTRALIAN SUPERSPORT 300 CHAMPIONSHIP

Race 1

Date: 13/03/21
 Event: R02
 Weather: Cloudy - Temp: 31.5C
 Track: Dry - Temp: 33.2C

Started at: 15:40:30
 Laps: 9
 Starters: 30
 Printed at: 7:58

PROVISIONAL SPLIT TIMES

Lap	Split 1	Split 2	Split 3	Split 4	Lap Time	Spd	Lap	Split 1	Split 2	Split 3	Split 4	Lap Time	Spd
3 Cameron DUNKER (NSW) (12th)							5	13.332	15.547	33.071	32.165	1:34.115	160
1	19.404	15.623	33.200	31.672	1:39.899	86	6	13.254	15.669	33.473	32.269	1:34.665	161
2	13.320	15.448	32.932	32.322	1:34.022	162	7	13.291	15.758	33.113	32.050	1:34.212	158
3	13.661	15.704	33.104	32.095	1:34.564	156	8	13.357	15.655	32.967	31.897	1:33.876	160
4	13.162	15.689	32.775	31.700	1:33.326	160	9	13.411	15.706	32.904	32.001	1:34.022	160
5	13.221	15.420	32.830	31.672	1:33.143	159	16 James JACOBS (NSW) (11th)						
6	13.239	15.532	32.917	31.807	1:33.495	157	1	19.984	16.293	33.027	31.581	1:40.885	99
7	13.229	15.450	32.786	31.560	1:33.025	157	2	13.063	15.635	32.681	31.974	1:33.353	164
8	13.164	15.485	32.656	31.840	1:33.145	159	3	13.450	15.695	33.081	31.750	1:33.976	165
9	13.297	15.653	32.930	31.758	1:33.638	161	4	13.156	15.775	32.603	31.482	1:33.016	162
7 Zane KINNA (VIC) (18th)							5	13.121	15.562	32.605	31.454	1:32.742	162
1	21.169	16.789	33.409	32.558	1:43.925	94	6	13.100	15.539	32.718	32.042	1:33.399	161
2	13.723	15.775	33.216	32.222	1:34.936	156	7	13.027	15.721	32.785	31.584	1:33.117	162
3	13.221	15.461	33.497	32.073	1:34.252	161	8	13.126	15.672	32.691	31.757	1:33.246	160
4	13.672	16.132	33.516	32.086	1:35.406	158	9	13.350	15.653	32.736	31.612	1:33.351	159
5	13.245	15.495	32.992	32.129	1:33.861	160	17 Oliver SHORT (VIC) (25th)						
6	13.120	15.408	32.896	32.220	1:33.644	156	1	22.485	17.473	35.266	33.207	1:48.431	14
7	13.172	15.456	33.398	32.556	1:34.582	156	2	13.676	15.972	34.202	32.811	1:36.661	157
8	13.212	15.622	32.946	32.368	1:34.148	156	3	13.502	16.404	34.445	32.885	1:37.236	156
9	13.402	15.771	33.272	32.327	1:34.772	156	4	13.589	16.293	34.444	32.566	1:36.892	155
11 Brandon DEMMERY (NSW) (5th)							5	13.488	16.055	33.879	33.744	1:37.166	156
1	18.265	15.449	32.213	31.754	1:37.681	70	6	13.490	15.961	34.062	32.618	1:36.131	155
2	13.253	15.250	32.142	31.525	1:32.170	158	7	13.558	16.107	34.177	32.636	1:36.478	155
3	13.068	15.239	32.056	31.309	1:31.672	158	8	13.466	16.053	34.154	32.911	1:36.584	154
4	13.394	15.172	31.910	31.414	1:31.890	161	9	13.689	16.133	34.113	33.019	1:36.954	153
5	12.929	15.195	32.306	31.553	1:31.983	159	20 Jonathan NAHLOUS (NSW) (24th)						
6	13.051	15.070	31.842	31.564	1:31.527	155	1	22.200	17.099	33.963	32.679	1:45.941	16
7	13.110	15.222	31.844	31.756	1:31.932	155	2	13.490	15.731	33.417	32.656	1:35.294	156
8	13.178	15.344	32.025	31.633	1:32.180	154	3	13.103	15.459	41.001	32.497	1:42.060	158
9	13.180	15.239	31.931	31.609	1:31.959	154	4	13.210	15.784	34.203	32.225	1:35.422	160
12 Henry SNELL (QLD) (20th)							5	13.377	15.473	33.796	32.424	1:35.070	153
1	21.475	16.843	33.361	32.906	1:44.585	18	6	13.418	15.559	33.891	32.599	1:35.467	155
2	13.428	15.849	33.472	32.546	1:35.295	161	7	13.328	15.615	33.695	32.365	1:35.003	155
3	13.339	15.727	33.012	32.141	1:34.219	158	8	13.361	15.682	33.564	32.348	1:34.955	155
4	13.330	15.814	33.542	32.143	1:34.829	159	9	13.601	15.793	33.733	32.326	1:35.453	153

Scott Laing
 Chief Timekeeper - Scott Laing

Tom Williams
 Race Director - Tom Williams

Paul Hinds
 Clerk of Course - Paul Hinds





Winton Motor Raceway

Round 2 : March 12 - 14



AUSTRALIAN SUPERSPORT 300 CHAMPIONSHIP

Race 1

Date: 13/03/21
 Event: R02
 Weather: Cloudy - Temp: 31.5C
 Track: Dry - Temp: 33.2C

Started at: 15:40:30
 Laps: 9
 Starters: 30
 Printed at: 7:58

PROVISIONAL SPLIT TIMES

Lap	Split 1	Split 2	Split 3	Split 4	Lap Time	Spd	Lap	Split 1	Split 2	Split 3	Split 4	Lap Time	Spd
22 Zackary JOHNSON (VIC) (9th)							5	13.380	15.657	33.302	32.070	1:34.409	160
1	18.609	15.567	32.790	31.816	1:38.782	77	6	13.439	15.611	33.623	32.448	1:35.121	160
2	13.169	15.172	32.645	32.106	1:33.092	159	7	13.503	15.832	33.884	32.425	1:35.644	160
3	13.228	15.497	32.736	31.896	1:33.357	159	8	13.760	15.855	33.854	32.551	1:36.020	158
4	13.149	15.236	32.424	31.699	1:32.508	155	9	14.293	16.506	34.666	32.932	1:38.397	155
5	13.183	15.650	32.544	31.828	1:33.205	156	39 Glenn NELSON (QLD) (21th)						
6	13.157	15.297	32.508	31.808	1:32.770	154	1	20.376	16.484	33.369	32.564	1:42.793	102
7	13.151	15.135	32.346	31.975	1:32.607	155	2	13.598	15.780	32.935	32.455	1:34.768	158
8	13.589	15.317	32.487	31.607	1:33.000	154	3	13.610	15.937	33.562	32.313	1:35.422	154
9	13.710	15.709	32.278	31.677	1:33.374	157	4	13.699	16.103	33.245	32.003	1:35.050	160
25 Brodie GAWITH (VIC) (22th)							5	13.359	15.571	33.494	32.098	1:34.522	158
1	21.378	17.455	33.593	32.498	1:44.924	105	6	13.430	15.691	33.207	32.084	1:34.412	159
2	13.616	15.916	33.261	32.527	1:35.320	157	7	13.488	15.596	33.277	32.328	1:34.689	158
3	13.653	15.790	33.404	32.156	1:35.003	157	8	13.540	15.850	33.311	32.013	1:34.714	156
4	13.653	15.755	33.002	32.197	1:34.607	155	9	13.557	15.799	33.236	32.250	1:34.842	158
5	13.534	15.850	32.890	32.130	1:34.404	157	47 Zylas BUNTING (NSW) (10th)						
6	13.335	15.644	33.316	32.058	1:34.353	157	1	19.088	15.626	33.075	32.008	1:39.797	83
7	13.389	15.473	32.672	32.002	1:33.536	156	2	13.499	15.530	32.945	32.258	1:34.232	157
8	13.368	15.760	33.377	31.918	1:34.423	157	3	13.280	15.533	32.194	31.704	1:32.711	160
9	13.520	15.918	33.120	32.242	1:34.800	157	4	13.139	15.344	32.123	31.538	1:32.144	158
34 Benjamin ANGELIDIS (ACT) (27th)							5	13.387	15.486	32.881	31.572	1:33.326	160
1	22.917	17.575	35.606	34.033	1:50.131	14	6	13.183	15.317	32.533	31.567	1:32.600	159
2	14.063	16.791	35.188	33.911	1:39.953	151	7	13.096	15.392	32.292	31.474	1:32.254	161
3	14.193	16.525	35.377	33.731	1:39.826	150	8	13.216	15.459	32.394	31.647	1:32.716	161
4	14.220	16.477	35.322	33.388	1:39.407	149	9	13.345	15.883	32.372	31.596	1:33.196	160
5	14.045	16.499	34.823	33.414	1:38.781	149	49 Jake FARNSWORTH (NSW) (14th)						
6	14.175	16.359	34.785	33.345	1:38.664	149	1	20.833	16.286	33.734	32.495	1:43.348	99
7	13.928	16.086	34.511	33.315	1:37.840	150	2	13.540	15.801	33.923	32.142	1:35.406	162
8	14.415	16.215	34.620	33.775	1:39.025	149	3	13.066	15.479	33.154	32.089	1:33.788	161
9	14.287	16.592	35.066	33.458	1:39.403	148	4	13.778	15.613	32.834	31.976	1:34.201	160
35 Varis FLEMING (VIC) (23th)							5	13.449	15.585	33.003	31.991	1:34.028	155
1	21.027	17.533	33.652	32.920	1:45.132	102	6	13.525	15.557	33.251	31.872	1:34.205	154
2	13.726	15.750	33.477	32.214	1:35.167	160	7	13.183	15.796	33.234	32.464	1:34.677	161
3	13.320	15.634	33.326	32.097	1:34.377	164	8	13.385	15.657	32.927	32.190	1:34.159	155
4	13.470	15.594	33.353	32.195	1:34.612	161	9	13.558	15.667	32.696	31.830	1:33.751	158

Scott Laing
 Chief Timekeeper - Scott Laing

Tom Williams
 Race Director - Tom Williams

Paul Hinds
 Clerk of Course - Paul Hinds





Winton Motor Raceway

Round 2 : March 12 - 14



ASBK.COM.AU f t i y

AUSTRALIAN SUPERSPORT 300 CHAMPIONSHIP

Race 1

Date: 13/03/21
 Event: R02
 Weather: Cloudy - Temp: 31.5C
 Track: Dry - Temp: 33.2C

Started at: 15:40:30
 Laps: 9
 Starters: 30
 Printed at: 7:58

PROVISIONAL SPLIT TIMES

Lap	Split 1	Split 2	Split 3	Split 4	Lap Time	Spd	Lap	Split 1	Split 2	Split 3	Split 4	Lap Time	Spd
50 Carter THOMPSON (NSW) (1st)							5	13.042	15.251	31.787	31.091	1:31.171	160
1	17.600	15.322	32.268	31.830	1:37.020	53	6	12.948	15.200	31.792	31.294	1:31.234	160
2	13.085	15.157	31.891	31.580	1:31.713	159	7	12.882	15.162	31.770	31.278	1:31.092	161
3	13.032	15.104	32.025	31.339	1:31.500	163	8	12.906	15.216	31.876	31.444	1:31.442	162
4	13.251	15.118	31.615	31.246	1:31.230	159	9	13.010	15.116	31.865	31.189	1:31.180	160
5	13.185	15.149	31.628	31.328	1:31.290	159	63 Clay CLEGG (NSW) (15th)						
6	13.191	15.174	31.707	31.131	1:31.203	157	1	20.631	16.415	33.371	32.775	1:43.192	96
7	13.014	15.072	31.565	31.233	1:30.884	159	2	13.392	15.992	33.081	32.005	1:34.470	158
8	13.172	15.076	31.564	31.506	1:31.318	159	3	13.437	15.845	33.277	32.242	1:34.801	162
9	13.111	15.122	31.453	31.193	1:30.879	156	4	14.153	15.823	33.269	31.674	1:34.919	154
51 Samuel PEZZETTA (SA) (26th)							5	13.225	15.606	33.513	31.734	1:34.078	161
1	22.156	17.657	35.165	33.449	1:48.427	16	6	13.438	15.604	32.824	31.852	1:33.718	161
2	14.112	16.453	34.163	32.983	1:37.711	156	7	13.314	15.698	33.388	32.428	1:34.828	161
3	13.711	16.046	34.299	32.986	1:37.042	154	8	13.360	15.525	32.788	32.103	1:33.776	160
4	13.705	15.954	34.290	32.803	1:36.752	155	9	13.712	15.896	32.882	32.055	1:34.545	154
5	13.672	15.923	34.312	33.200	1:37.107	155	72 Benjamin BAKER (NSW) (2nd)						
6	13.593	15.946	34.062	32.995	1:36.596	155	1	17.288	15.480	32.211	31.397	1:36.376	61
7	13.716	16.080	34.198	33.208	1:37.202	153	2	12.982	15.264	32.092	31.609	1:31.947	162
8	13.994	15.973	34.683	33.098	1:37.748	154	3	13.122	15.280	32.043	31.557	1:32.002	157
9	13.962	16.157	35.147	34.088	1:39.354	150	4	13.136	15.340	31.772	31.343	1:31.591	163
56 Jesse WOODS (TAS) (28th)							5	12.976	15.042	31.897	31.433	1:31.348	159
1	21.840	17.880	34.936	33.617	1:48.273	16	6	12.941	15.103	31.938	31.238	1:31.220	159
2	13.836	16.841	35.279	33.450	1:39.406	157	7	12.875	15.088	31.986	31.301	1:31.250	160
3	13.775	16.750	34.882	33.640	1:39.047	159	8	12.913	15.120	31.923	31.276	1:31.232	160
4	13.938	16.893	35.245	33.507	1:39.583	157	9	13.106	15.153	31.819	31.390	1:31.468	159
5	13.865	16.854	34.741	33.547	1:39.007	155	78 Caleb GILMORE (MWT) (7th)						
6	13.971	17.008	34.743	33.630	1:39.352	156	1	18.671	15.847	32.962	31.613	1:39.093	81
7	13.793	16.714	34.616	33.765	1:38.888	156	2	13.112	15.415	32.518	31.580	1:32.625	159
8	13.878	16.902	35.085	33.711	1:39.576	155	3	13.137	15.575	32.660	32.430	1:33.802	159
9	14.208	17.062	35.408	33.615	1:40.293	154	4	13.137	15.445	32.809	31.664	1:33.055	161
59 Tom DRANE (NSW) (3rd)							5	13.298	15.455	33.010	31.603	1:33.366	160
1	17.238	15.355	32.135	31.572	1:36.300	66	6	13.082	15.433	32.589	31.586	1:32.690	160
2	13.191	15.377	32.178	31.621	1:32.367	156	7	13.001	15.285	32.421	31.358	1:32.065	161
3	13.299	15.291	31.997	31.427	1:32.014	159	8	13.362	15.590	32.208	31.681	1:32.841	162
4	13.093	15.424	31.845	31.347	1:31.709	161	9	13.047	15.502	32.537	31.736	1:32.822	162

Scott Laing
 Chief Timekeeper - Scott Laing

Tom Williams
 Race Director - Tom Williams

Paul Hinds
 Clerk of Course - Paul Hinds





Winton Motor Raceway

Round 2 : March 12 - 14



AUSTRALIAN SUPERSPORT 300 CHAMPIONSHIP

Race 1

Date: 13/03/21
 Event: R02
 Weather: Cloudy - Temp: 31.5C
 Track: Dry - Temp: 33.2C

Started at: 15:40:30
 Laps: 9
 Starters: 30
 Printed at: 7:58

PROVISIONAL SPLIT TIMES

Lap	Split 1	Split 2	Split 3	Split 4	Lap Time	Spd	Lap	Split 1	Split 2	Split 3	Split 4	Lap Time	Spd
88 Joseph MARINIELLO (VIC) (8th)							1	18.811	15.450	32.038	32.146	1:38.445	72
1	19.011	15.406	33.212	31.542	1:39.171	78	2	13.089	15.122	32.033	31.585	1:31.829	153
2	13.214	15.359	32.564	31.991	1:33.128	160	3	13.172	15.237	31.902	31.546	1:31.857	156
3	13.286	15.229	32.684	32.076	1:33.275	157	4	13.335	15.450	32.257	31.526	1:32.568	156
4	13.285	15.332	32.845	31.565	1:33.027	163	5	13.266	15.260	32.527	31.608	1:32.661	153
5	13.365	15.378	32.698	31.601	1:33.042	162	6	13.360	15.408	32.161	31.720	1:32.649	151
6	13.216	15.182	32.388	31.776	1:32.562	158	7	13.228	15.273	32.546	31.689	1:32.736	152
7	13.122	15.089	32.316	31.635	1:32.162	156	8	13.419	15.316	32.043	31.806	1:32.584	152
8	13.423	15.191	32.249	31.690	1:32.553	155	9	13.459	15.382	32.523	32.167	1:33.531	151
9	13.504	15.684	32.762	31.590	1:33.540	157							
91 Taiyo AKSU (QLD) (DNF)							110 Zakary PETTENDY (NSW) (16th)						
1	20.873	16.821	33.449	32.895	1:44.038	101	1	20.054	16.072	33.573	32.990	1:42.689	93
2	13.484	15.711	33.759	32.061	1:35.015	160	2	13.649	15.984	33.111	32.136	1:34.880	156
							3	13.467	15.755	33.370	32.310	1:34.902	158
							4	14.060	15.726	33.191	31.874	1:34.851	154
							5	13.234	15.559	32.995	31.675	1:33.463	158
95 Matthew RINDEL (VIC) (13th)							6	13.340	15.615	33.140	32.040	1:34.135	157
1	19.831	15.749	32.772	31.658	1:40.010	92	7	13.465	15.707	33.263	32.485	1:34.920	155
2	13.400	15.529	32.943	32.135	1:34.007	165	8	13.474	15.841	33.118	32.223	1:34.656	158
3	13.822	15.789	33.156	31.765	1:34.532	161	9	13.543	15.624	33.182	32.181	1:34.530	156
4	13.215	15.682	32.745	31.768	1:33.410	165							
5	13.139	15.483	33.144	31.639	1:33.405	163	121 Reece OUGHTRED (VIC) (4th)						
6	13.002	15.472	32.861	31.710	1:33.045	163	1	18.124	15.363	32.232	31.556	1:37.275	68
7	13.033	15.325	32.529	31.358	1:32.245	162	2	13.159	15.336	32.063	31.663	1:32.221	160
8	13.171	15.819	33.055	31.789	1:33.834	163	3	13.075	15.353	32.023	31.412	1:31.863	159
9	13.491	15.691	32.985	31.951	1:34.118	159	4	13.214	15.260	31.898	31.330	1:31.702	159
							5	13.094	15.272	32.535	31.600	1:32.501	159
97 Peter NERLICH (VIC) (17th)							6	13.257	15.303	32.011	31.495	1:32.066	159
1	20.340	16.409	33.102	32.959	1:42.810	81	7	13.042	15.396	32.135	31.446	1:32.019	160
2	13.650	15.963	33.719	32.115	1:35.447	155	8	13.021	15.301	31.961	31.468	1:31.751	158
3	13.140	15.908	34.166	31.914	1:35.128	159	9	12.988	15.224	32.006	31.334	1:31.552	159
4	13.457	15.788	33.198	31.806	1:34.249	161							
5	13.230	15.501	33.194	31.821	1:33.746	161	355 Laura BROWN (NSW) (19th)						
6	13.578	15.809	32.832	31.859	1:34.078	158	1	21.077	16.979	33.466	32.954	1:44.476	102
7	13.205	15.640	33.535	32.429	1:34.809	161	2	13.350	15.593	33.763	31.982	1:34.688	158
8	13.176	15.818	33.528	32.339	1:34.861	160	3	13.151	15.796	33.655	31.897	1:34.499	163
9	13.171	15.777	33.284	32.153	1:34.385	159	4	13.329	16.059	33.519	31.891	1:34.798	161
							5	13.518	15.598	33.199	31.936	1:34.251	159
99 Jacob HATCH (NSW) (6th)													

Scott Laing
 Chief Timekeeper - Scott Laing

Tom Williams
 Race Director - Tom Williams

Paul Hinds
 Clerk of Course - Paul Hinds





Winton Motor Raceway
Round 2 : March 12 - 14



AUSTRALIAN SUPERSPORT 300 CHAMPIONSHIP

Race 1

Date: 13/03/21
 Event: R02
 Weather: Cloudy - Temp: 31.5C
 Track: Dry - Temp: 33.2C

Started at: 15:40:30
 Laps: 9
 Starters: 30
 Printed at: 7:58

PROVISIONAL SPLIT TIMES

Lap	Split 1	Split 2	Split 3	Split 4	Lap Time	Spd	Lap	Split 1	Split 2	Split 3	Split 4	Lap Time	Spd
6	13.335	15.534	32.837	31.776	1:33.482	162	9	13.285	15.585	32.985	32.242	1:34.097	158
7	13.304	15.570	33.143	32.458	1:34.475	160							
8	13.412	15.679	33.147	32.663	1:34.901	157							

The results are provisional until the end of the time limit for protests and appeals.

Scott Lang
 Chief Timekeeper - Scott Lang

Tom Williams
 Race Director - Tom Williams

Paul Hinds
 Clerk of Course - Paul Hinds





Winton Motor Raceway

Round 2 : March 12 - 14



AUSTRALIAN SUPERSPORT 300 CHAMPIONSHIP

Race 1

Date: 13/03/21
 Event: R02
 Weather: Cloudy - Temp: 31.5C
 Track: Dry - Temp: 33.2C


Started at: 15:40:30
 Laps: 9
 Starters: 30
 Printed at: 7:58


PROVISIONAL FASTEST LAPS SEQUENCE

Lap	Race Pos	No	Name	Machine	Fastest Lap	On Lap
1	1	59	Tom DRANE (NSW)	Yamaha YZF-R3	1:36.300	1
2	1	72	Benjamin BAKER (NSW)	Yamaha YZF-R3	1:31.947	2
2	3	50	Carter THOMPSON (NSW)	Yamaha YZF-R3	1:31.713	2
3	1	50	Carter THOMPSON (NSW)	Yamaha YZF-R3	1:31.500	3
4	1	50	Carter THOMPSON (NSW)	Yamaha YZF-R3	1:31.230	4
5	3	59	Tom DRANE (NSW)	Yamaha YZF-R3	1:31.171	5
7	1	50	Carter THOMPSON (NSW)	Yamaha YZF-R3	1:30.884	7
9	1	50	Carter THOMPSON (NSW)	Yamaha YZF-R3	1:30.879	9

The results are provisional until the end of the time limit for protests and appeals.


 Chief Timekeeper - Scott Laing


 Race Director - Tom Williams


 Clerk of Course - Paul Hinds



www.computime.com.au
 COMPUTIME RACE TIMING SYSTEMS PTY LTD





Winton Motor Raceway

Round 2 : March 12 - 14



AUSTRALIAN SUPERSPORT 300 CHAMPIONSHIP

Race 1

Date: 13/03/21
 Event: R02
 Weather: Cloudy - Temp: 31.5C
 Track: Dry - Temp: 33.2C

Started at: 15:40:30
 Laps: 9
 Starters: 30
 Printed at: 7:58

PROVISIONAL LAP SHEET

No	Lap Time	Gap	No	Lap Time	Gap	No	Lap Time	Gap	No	Lap Time	Gap
Lap 1			99	1:31.829	1.951	95	1:34.532	8.316	12	1:34.829	17.465
59	1:36.300		78	1:32.625	3.395	63	1:34.801	12.230	35	1:34.612	17.825
72	1:36.376	.076	22	1:33.092	3.551	110	1:34.902	12.238	25	1:34.607	18.391
50	1:37.020	.720	88	1:33.128	3.976	49	1:33.788	12.309	20	1:35.422	27.254
121	1:37.275	.975	3	1:34.022	5.598	39	1:35.422	12.750	17	1:36.892	27.757
11	1:37.681	1.381	95	1:34.007	5.694	7	1:34.252	12.880	51	1:36.752	28.469
99	1:38.445	2.145	47	1:34.232	5.706	97	1:35.128	13.152	56	1:39.583	34.846
22	1:38.782	2.482	16	1:33.353	5.915	355	1:34.499	13.430	34	1:39.407	37.854
78	1:39.093	2.793	39	1:34.768	9.238	12	1:34.219	13.866	Lap 5		
88	1:39.171	2.871	110	1:34.880	9.246	35	1:34.377	14.443	50	1:31.290	
47	1:39.797	3.497	63	1:34.470	9.339	25	1:35.003	15.014	72	1:31.348	.511
3	1:39.899	3.599	97	1:35.447	9.934	17	1:37.236	22.095	59	1:31.171	.808
95	1:40.010	3.710	49	1:35.406	10.431	51	1:37.042	22.947	11	1:31.983	2.643
16	1:40.885	4.585	7	1:34.936	10.538	20	1:42.060	23.062	121	1:32.501	2.809
110	1:42.689	6.389	91	1:35.015	10.730	56	1:39.047	26.493	99	1:32.661	4.607
39	1:42.793	6.493	355	1:34.688	10.841	34	1:39.826	29.677	22	1:33.205	8.191
97	1:42.810	6.510	12	1:35.295	11.557	Lap 4			88	1:33.042	8.890
63	1:43.192	6.892	25	1:35.320	11.921	50	1:31.230		78	1:33.366	9.188
49	1:43.348	7.048	35	1:35.167	11.976	72	1:31.591	.453	47	1:33.326	9.457
7	1:43.925	7.625	20	1:35.294	12.912	59	1:31.709	.927	16	1:32.742	11.219
91	1:44.038	7.738	17	1:36.661	16.769	121	1:31.702	1.598	3	1:33.143	12.201
355	1:44.476	8.176	51	1:37.711	17.815	11	1:31.890	1.950	95	1:33.405	12.611
12	1:44.585	8.285	56	1:39.406	19.356	99	1:32.568	3.236	49	1:34.028	18.018
25	1:44.924	8.624	34	1:39.953	21.761	22	1:32.508	6.276	110	1:33.463	18.032
35	1:45.132	8.832	Lap 3			78	1:33.055	7.112	97	1:33.746	18.627
20	1:45.941	9.641	50	1:31.500		88	1:33.027	7.138	63	1:34.078	18.707
56	1:48.273	11.973	72	1:32.002	.092	47	1:32.144	7.421	7	1:33.861	19.627
51	1:48.427	12.127	59	1:32.014	.448	16	1:33.016	9.767	39	1:34.522	19.802
17	1:48.431	12.131	121	1:31.863	1.126	3	1:33.326	10.348	355	1:34.251	19.959
34	1:50.131	13.831	11	1:31.672	1.290	95	1:33.410	10.496	12	1:34.115	20.290
Lap 2			99	1:31.857	1.898	49	1:34.201	15.280	35	1:34.409	20.944
72	1:31.947		22	1:33.357	4.998	110	1:34.851	15.859	25	1:34.404	21.505
59	1:32.367	.344	78	1:33.802	5.287	63	1:34.919	15.919	20	1:35.070	31.034
50	1:31.713	.410	88	1:33.275	5.341	97	1:34.249	16.171	17	1:37.166	33.633
121	1:32.221	1.173	47	1:32.711	6.507	39	1:35.050	16.570	51	1:37.107	34.286
11	1:32.170	1.528	16	1:33.976	7.981	355	1:34.798	16.998	56	1:39.007	42.563
			3	1:34.564	8.252	7	1:35.406	17.056	34	1:38.781	45.345
									99	1:32.736	7.905
									Lap 7		
									50	1:30.884	
									72	1:31.250	.894
									59	1:31.092	1.047
									11	1:31.932	4.015
									121	1:32.019	4.807
									99	1:32.736	7.905

Scott Laing
 Chief Timekeeper - Scott Laing

Tom Williams
 Race Director - Tom Williams

Paul Hinds
 Clerk of Course - Paul Hinds





Winton Motor Raceway

Round 2 : March 12 - 14



ASBK.COM.AU f t i y

AUSTRALIAN SUPERSPORT 300 CHAMPIONSHIP

Race 1

Date: 13/03/21
 Event: R02
 Weather: Cloudy - Temp: 31.5C
 Track: Dry - Temp: 33.2C

Started at: 15:40:30
 Laps: 9
 Starters: 30
 Printed at: 7:58

PROVISIONAL LAP CHART

Name	Grid	1	2	3	4	5	6	7	8	9	Name
C. THOMPSON	50	50	70	50	50	50	50	50	50	50	C. THOMPSON
B. BAKER	72	72	59	72	72	72	72	72	72	72	B. BAKER
T. DRANE	59	50	50	59	59	59	59	59	59	59	T. DRANE
R. OUGHTRED	121	121	121	121	121	11	11	11	11	121	R. OUGHTRED
B. DEMMERY	11	11	11	11	11	121	121	121	121	11	B. DEMMERY
J. HATCH	99	99	99	99	99	99	99	99	99	99	J. HATCH
Z. JOHNSON	22	22	78	22	22	22	22	22	88	78	C. GILMORE
J. MARINIELLO	88	78	22	78	78	88	88	88	22	88	J. MARINIELLO
C. GILMORE	78	88	88	88	88	78	78	78	78	22	Z. JOHNSON
Z. BUNTING	47	47	3	47	47	47	47	47	47	47	Z. BUNTING
P. NERLICH	97	3	95	16	16	16	16	16	16	16	J. JACOBS
C. DUNKER	3	95	47	3	3	3	95	95	95	3	C. DUNKER
J. RUSSO	32	16	16	95	95	95	3	3	3	95	M. RINDEL
M. RINDEL	95	110	39	63	49	49	110	49	63	49	J. FARNSWORTH
L. QUINN	58	39	110	110	110	110	49	110	49	63	C. CLEGG
Z. PETTENDY	110	97	63	49	63	97	63	63	110	110	Z. PETTENDY
C. CLEGG	63	63	97	39	97	63	97	97	7	97	P. NERLICH
J. JACOBS	16	49	49	7	39	7	7	7	97	7	Z. KINNA
Z. KINNA	7	7	7	97	355	39	355	355	355	355	L. BROWN
J. FARNSWORTH	49	91	91	355	7	355	39	39	12	12	H. SNELL
T. AKSU	91	355	355	12	12	12	12	12	39	39	G. NELSON
G. NELSON	39	12	12	35	35	35	25	25	25	25	B. GAWITH
V. FLEMING	35	25	25	25	25	25	35	35	35	35	V. FLEMING
L. BROWN	355	35	35	17	20	20	20	20	20	20	J. NAHLOUS
J. NAHLOUS	20	20	20	51	17	17	17	17	17	17	O. SHORT
L. WATERS	181	56	17	20	51	51	51	51	51	51	S. PEZZETTA
B. GAWITH	25	51	51	56	56	56	56	56	56	34	B. ANGELIDIS
H. SNELL	12	17	56	34	34	34	34	34	34	56	J. WOODS
P. BOGNAR	37	34	34								
J. PORT	45										
O. SHORT	17										
S. PEZZETTA	51										
J. WOODS	56										
B. ANGELIDIS	34										

Scott Laing
 Chief Timekeeper - Scott Laing

Tom Williams
 Race Director - Tom Williams

Paul Hinds
 Clerk of Course - Paul Hinds



www.computime.com.au
 COMPUTIME RACE TIMING SYSTEMS PTY LTD





Winton Motor Raceway Round 2 : March 12 - 14



ASBK.COM.AU f t i y

AUSTRALIAN SUPERSPORT 300 CHAMPIONSHIP

Race 1

Date: 13/03/21
Event: R02
Weather: Cloudy - Temp: 31.5C
Track: Dry - Temp: 33.2C

Started at: 15:40:30
Laps: 9
Starters: 30
Printed at: 7:58

PROVISIONAL LAP CHART

Name	Grid	1	2	3	4	5	6	7	8	9	Name
------	------	---	---	---	---	---	---	---	---	---	------

The results are provisional until the end of the time limit for protests and appeals.

Chief Timekeeper - Scott Lang

Race Director - Tom Williams

Clerk of Course - Paul Hinds



www.computime.com.au
COMPUTIME RACE TIMING SYSTEMS PTY LTD





Winton Motor Raceway

Round 2 : March 12 - 14



AUSTRALIAN SUPERSPORT 300 CHAMPIONSHIP

Race 1

Date: 13/03/21
 Event: R02
 Weather: Cloudy - Temp: 31.5C
 Track: Dry - Temp: 33.2C

Started at: 15:40:30
 Laps: 9
 Starters: 30
 Printed at: 7:58


PROVISIONAL BEST PARTIAL TIMES

Pos	Split 1		Split 2		Split 3		Split 4		LAP		Ideal	Fastest
	Name	Time	Name	Time	Name	Time	Name	Time	Name			
1	B. BAKER	12.875	B. BAKER	15.042	C. THOMPSON	31.453	T. DRANE	31.091	C. THOMPSON	1:30.670	1:30.879	
2	T. DRANE	12.882	B. DEMMERY	15.070	T. DRANE	31.770	C. THOMPSON	31.131	T. DRANE	1:30.859	1:31.092	
3	B. DEMMERY	12.929	C. THOMPSON	15.072	B. BAKER	31.772	B. BAKER	31.238	B. BAKER	1:30.927	1:31.220	
4	R. OUGHTRE	12.988	J. MARINIELL	15.089	B. DEMMERY	31.842	B. DEMMERY	31.309	B. DEMMERY	1:31.150	1:31.527	
5	C. GILMORE	13.001	T. DRANE	15.116	R. OUGHTRE	31.898	R. OUGHTRE	31.330	R. OUGHTRE	1:31.440	1:31.552	
6	M. RINDEL	13.002	J. HATCH	15.122	J. HATCH	31.902	C. GILMORE	31.358	J. HATCH	1:31.639	1:31.829	
7	C. THOMPSON	13.014	Z. JOHNSON	15.135	Z. BUNTING	32.123	M. RINDEL	31.358	C. GILMORE	1:31.852	1:32.065	
8	J. JACOBS	13.027	R. OUGHTRE	15.224	C. GILMORE	32.208	J. JACOBS	31.454	J. MARINIELL	1:32.002	1:32.162	
9	J. FARNSWO	13.066	C. GILMORE	15.285	J. MARINIELL	32.249	Z. BUNTING	31.474	Z. BUNTING	1:32.010	1:32.144	
10	J. HATCH	13.089	Z. BUNTING	15.317	Z. JOHNSON	32.278	J. HATCH	31.526	Z. JOHNSON	1:32.169	1:32.508	
11	Z. BUNTING	13.096	M. RINDEL	15.325	M. RINDEL	32.529	J. MARINIELL	31.542	M. RINDEL	1:32.214	1:32.245	
12	J. NAHLOUS	13.103	Z. KINNA	15.408	J. JACOBS	32.603	C. DUNKER	31.560	J. JACOBS	1:32.623	1:32.742	
13	Z. KINNA	13.120	C. DUNKER	15.420	C. DUNKER	32.656	Z. JOHNSON	31.607	C. DUNKER	1:32.798	1:33.025	
14	J. MARINIELL	13.122	J. NAHLOUS	15.459	B. GAWITH	32.672	C. CLEGG	31.674	J. FARNSWO	1:33.071	1:33.751	
15	P. NERLICH	13.140	B. GAWITH	15.473	J. FARNSWO	32.696	Z. PETTENDY	31.675	C. CLEGG	1:33.212	1:33.718	
16	Z. JOHNSON	13.149	J. FARNSWO	15.479	C. CLEGG	32.788	L. BROWN	31.776	P. NERLICH	1:33.279	1:33.746	
17	L. BROWN	13.151	P. NERLICH	15.501	P. NERLICH	32.832	P. NERLICH	31.806	L. BROWN	1:33.298	1:33.482	
18	T. AKSU	13.156	C. CLEGG	15.525	L. BROWN	32.837	J. FARNSWO	31.830	B. GAWITH	1:33.398	1:33.536	
19	C. DUNKER	13.162	L. BROWN	15.534	Z. KINNA	32.896	H. SNELL	31.897	Z. PETTENDY	1:33.463	1:33.463	
20	C. CLEGG	13.225	J. JACOBS	15.539	H. SNELL	32.904	B. GAWITH	31.918	Z. KINNA	1:33.497	1:33.644	
21	Z. PETTENDY	13.234	H. SNELL	15.547	G. NELSON	32.935	G. NELSON	32.003	H. SNELL	1:33.602	1:33.876	
22	H. SNELL	13.254	Z. PETTENDY	15.559	Z. PETTENDY	32.995	T. AKSU	32.061	G. NELSON	1:33.868	1:34.412	
23	V. FLEMING	13.320	G. NELSON	15.571	V. FLEMING	33.302	V. FLEMING	32.070	J. NAHLOUS	1:34.204	1:34.955	
24	B. GAWITH	13.335	V. FLEMING	15.594	J. NAHLOUS	33.417	Z. KINNA	32.073	V. FLEMING	1:34.286	1:34.377	
25	G. NELSON	13.359	T. AKSU	15.711	T. AKSU	33.449	J. NAHLOUS	32.225	T. AKSU	1:34.377	1:35.015	
26	O. SHORT	13.466	S. PEZZETTA	15.923	O. SHORT	33.879	O. SHORT	32.566	O. SHORT	1:35.872	1:36.131	
27	S. PEZZETTA	13.593	O. SHORT	15.961	S. PEZZETTA	34.062	J. JACOBS	32.635	S. PEZZETTA	1:36.381	1:36.596	
28	J. WOODS	13.775	B. ANGELIDIS	16.086	B. ANGELIDIS	34.511	S. PEZZETTA	32.803	B. ANGELIDIS	1:37.840	1:37.840	
29	B. ANGELIDIS	13.928	J. JACOBS	16.136	J. WOODS	34.616	B. ANGELIDIS	33.315	J. WOODS	1:38.555	1:38.888	
30	J. JACOBS	14.419	J. WOODS	16.714	J. JACOBS	36.903	J. WOODS	33.450	J. JACOBS	1:40.093	1:40.163	

The results are provisional until the end of the time limit for protests and appeals.


 Chief Timekeeper - Scott Lang


 Race Director - Tom Williams


 Clerk of Course - Paul Hinds





Winton Motor Raceway

Round 2 : March 12 - 14



ASBK.COM.AU f t i y

AUSTRALIAN SUPERSPORT 300 CHAMPIONSHIP

Race 1


Date: 13/03/21
Event: R02
Weather: Cloudy - Temp: 31.5C
Track: Dry - Temp: 33.2C

Started at: 15:40:30
Laps: 9
Starters: 30
Printed at: 7:58


PROVISIONAL RACE INFORMATION

Time	Description
15:34:20	PIT EXIT OPEN FOR 1 MIN
15:35:14	PIT EXIT CLOSED
15:36:47	BIKES ON GRID
15:37:41	WARM UP LAP STARTED
15:40:30	Event Start
15:42:47	Rider 58 (Lucas QUINN) CRASHED TURN 11 - RIDER UP
15:45:09	Rider 91 (Taiyo AKSU) CRASHED TURN 9 - RIDER UP
15:48:05	Track temps : Finish - 33.0 / Int 1 - 34.4 / Int 2 - 33.2 / Int 3 - 31.8
15:48:43	Rider 78 (Caleb GILMORE) under investigation - passing under yellow flag
15:54:17	Chequered Flag
15:56:07	Event Finish


The results are provisional until the end of the time limit for protests and appeals.



Chief Timekeeper - Scott Lang



Race Director - Tom Williams



Clerk of Course - Paul Hinds



www.computime.com.au
COMPUTIME RACE TIMING SYSTEMS PTY LTD

